

Scaled data based on original data using  
LM-79-08 Approved Method: Electrical and Photometric Measurements of Solid-  
State Lighting Products

Test Report Prepared for  
Cooper Lighting Solutions  
(formerly Eaton)

Brand: McGRAW-EDISON

Report Number: P227721

Luminaire Tested: **ISS-AF-1000-LED-E1-T3-8030**

Issue Date: 3/3/2020

**Test Information**

Test Method: LM-79-08  
Report Number: P227721  
TEST IS SCALED FROM IESNA LM-79-08 TEST DATA (P29759)  
Test Lab: INNOVATION CENTER-P2  
Issue Date: 3/3/2020  
Manufacturer: COOPER LIGHTING SOLUTIONS (FORMERLY EATON)  
Product Line: MCGRAW-EDISON  
Catalog Number: ISS-AF-1000-LED-E1-T3-8030  
Description: IMPACT ELITE LED QUATER SPHERE LUMINAIRE  
LIGHT SQUARE WITH ACCULED OPTICS-TYPE III  
Light Source: (16) 3000K CCT, 80 CRI LEDs  
Ballast/Driver: ELECTRONIC DRIVER

**Summary**

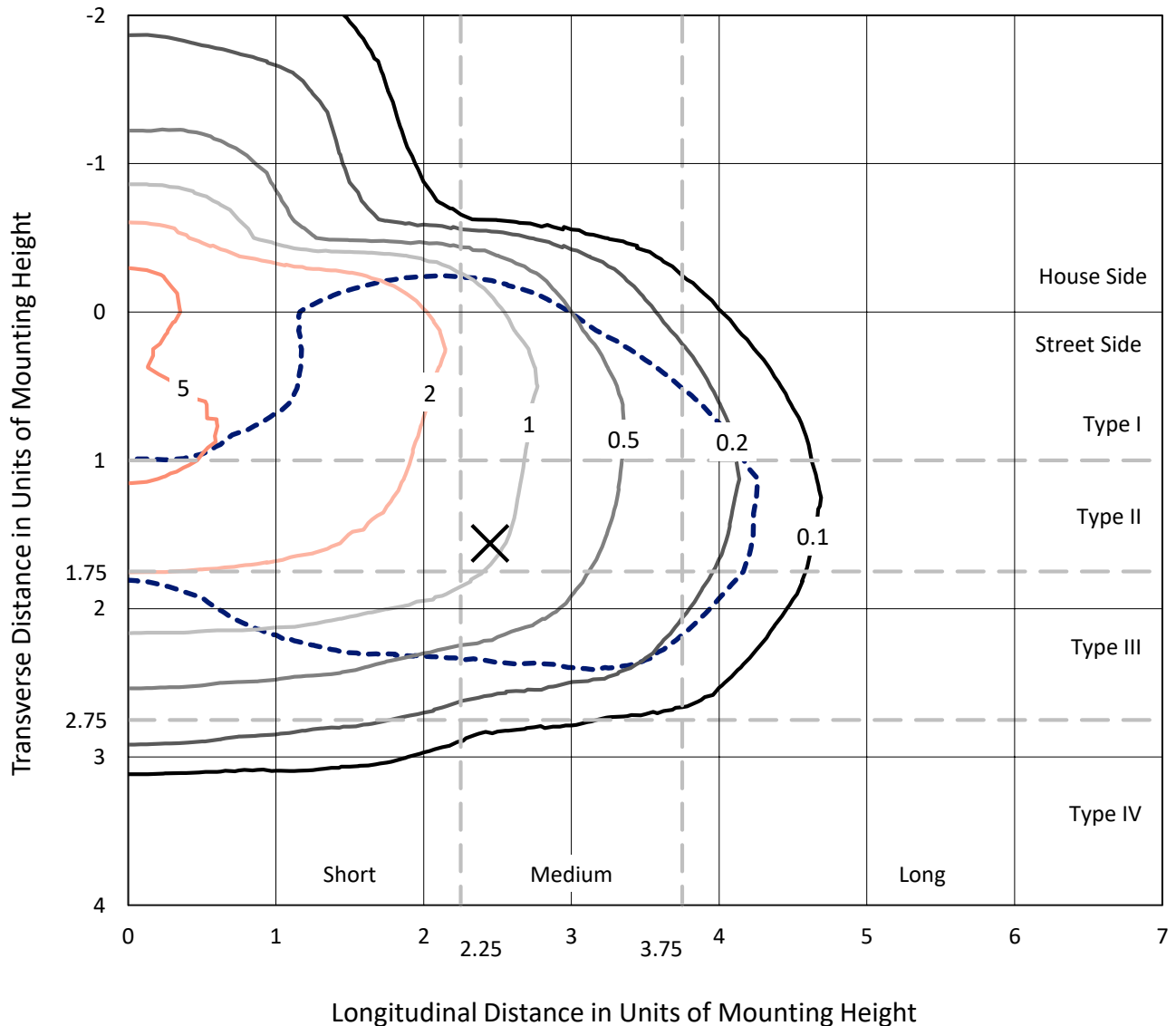
Lumens per Lamp: N/A  
Luminaire Lumens: 4716 lumens  
Efficiency: N/A  
Efficacy: 86.4 lumens/watt  
Luminous Opening: Rectangular (W 0.5' x L: 0.5' x H: 0')  
IES Classification: Type III - Medium - Semi-Cutoff  
BUG Rating: B1 - U0 - G1  
  
Input Watts (W): 54.6  
Input Voltage (V): 120  
Input Current (Ain): NR  
Voltage Rise (V): NR  
Power Factor: NR  
Total Harmonic Distortion (THDi): NR  
Frequency (hertz): 60  
Stabilization Time: NR  
Operation Time: NR  
Ambient Temperature (°C): NR  
Test Distance: 25 FT



REPORT NUMBER: P227721  
 CATALOG NUMBER: ISS-AF-1000-LED-E1-T3-8030

### Iso-Footcandle Lines of Horizontal Illumination

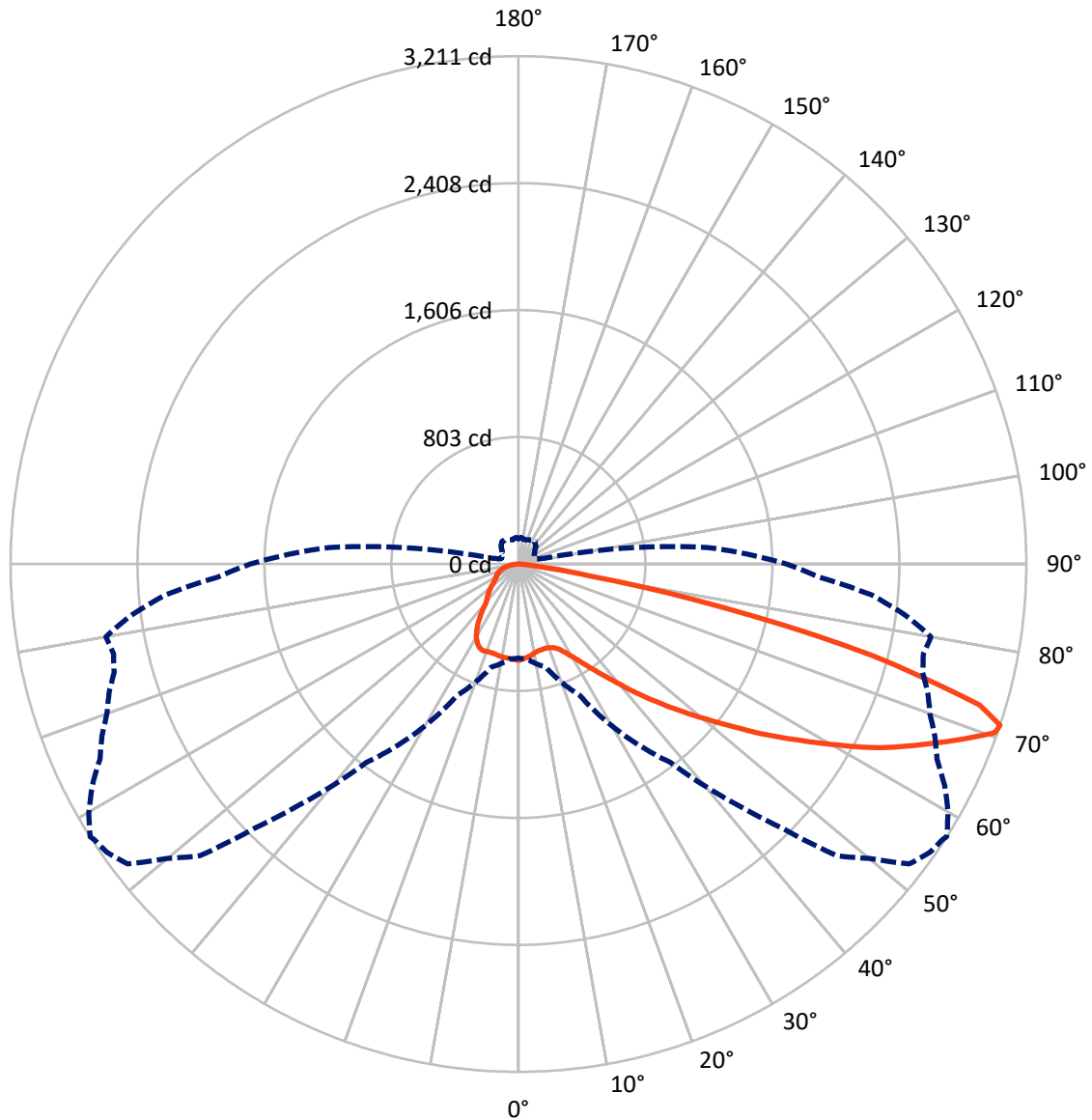
× Max cd  
 - - - 1/2 Max cd



Based on 10 foot mounting height. Maximum calculated value = 6.1 fc  
 Type III - Medium - Semi-Cutoff

REPORT NUMBER: P227721  
CATALOG NUMBER: ISS-AF-1000-LED-E1-T3-8030

### Luminous Intensity Polar Plot



— Vertical Plane Through 57.5-Deg Lateral    - - - Horizontal Cone Through 71-Deg Vertical

REPORT NUMBER: P227721

CATALOG NUMBER: ISS-AF-1000-LED-E1-T3-8030

**FLUX DISTRIBUTION:**

		Downward	Upward	Total
<b>House Side</b>	Lumens	1026.7	0.0	1026.7
	% Fixture	21.8	0.0	21.8
<b>Street Side</b>	Lumens	3689.3	0.0	3689.3
	% Fixture	78.2	0.0	78.2
<b>Total</b>	Lumens	4716.0	0.0	4716.0
	% Fixture	100.0	0.0	100.0

**Coefficient of Utilization**

**ZONAL LUMENS:**

Zone	Lumens	% Fixture
0°-10°	57.3	1.2
10°-20°	165.2	3.5
20°-30°	274.3	5.8
30°-40°	436.6	9.3
40°-50°	709.3	15.0
50°-60°	1063.5	22.6
60°-70°	1268.7	26.9
70°-80°	685.2	14.5
80°-90°	55.8	1.2
90°-100°	0.0	0.0
100°-110°	0.0	0.0
110°-120°	0.0	0.0
120°-130°	0.0	0.0
130°-140°	0.0	0.0
140°-150°	0.0	0.0
150°-160°	0.0	0.0
160°-170°	0.0	0.0
170°-180°	0.0	0.0
0°-90°	4716.0	100.0
0°-180°	4716.0	100.0



REPORT NUMBER: P227721

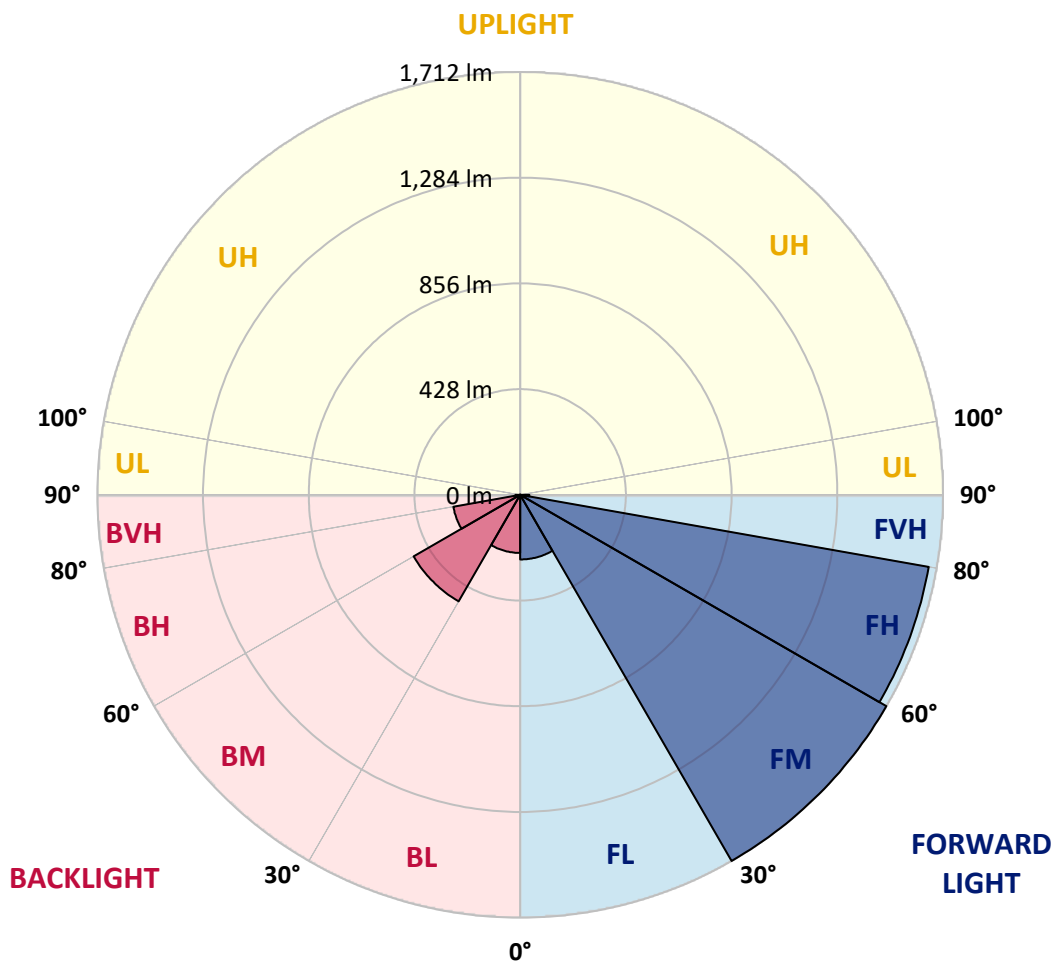
CATALOG NUMBER: ISS-AF-1000-LED-E1-T3-8030

**LUMINAIRE CLASSIFICATION SYSTEM LUMEN TABLE AND BUG RATING:**

Zone		Lumens	% Fixture	Zone Rating/Lumen Limit		
				B	U	G
FL	(0°-30°)	261.6	5.5			
FM	(30°-60°)	1711.6	36.3			
FH	(60°-80°)	1679.3	35.6			G1/1800
FVH	(80°-90°)	36.7	0.8			G1/100
BL	(0°-30°)	235.2	5.0	B1/500		
BM	(30°-60°)	497.8	10.6	B1/1000		
BH	(60°-80°)	274.6	5.8	B1/500		G1/500
BVH	(80°-90°)	19.0	0.4			G1/100
UL	(90°-100°)	0.0	0.0		U0/0	
UH	(100°-180°)	0.0	0.0		U0/0	

**BUG Rating: B1-U0-G1**

Type III Medium





REPORT NUMBER: P227721

CATALOG NUMBER: ISS-AF-1000-LED-E1-T3-8030

**CANDELA DISTRIBUTION (FULL):**

	0°	5°	15°	25°	35°	37.5°	40°	42.5°	45°	47.5°	50°
0°	609.2	609.2	609.2	609.2	609.2	609.2	609.2	609.2	609.2	609.2	609.2
2.5°	609.2	607.7	606.1	606.1	606.1	604.6	599.9	601.4	606.1	603.0	607.7
5°	607.7	604.6	603.0	603.0	603.0	598.3	596.8	595.2	604.6	596.8	603.0
7.5°	590.5	590.5	587.4	590.5	593.7	589.0	585.9	587.4	595.2	587.4	595.2
10°	578.1	575.0	573.4	573.4	576.5	570.3	567.2	570.3	579.6	570.3	581.2
12.5°	573.4	575.0	570.3	570.3	568.7	560.9	560.9	560.9	568.7	560.9	570.3
15°	581.2	579.6	575.0	571.8	567.2	560.9	559.4	560.9	567.2	557.8	568.7
17.5°	592.1	592.1	584.3	576.5	571.8	565.6	565.6	562.5	567.2	560.9	568.7
20°	620.1	615.5	604.6	592.1	579.6	576.5	570.3	570.3	573.4	567.2	571.8
22.5°	668.4	663.8	645.1	621.7	601.4	593.7	590.5	589.0	585.9	582.7	582.7
25°	732.3	724.5	702.7	674.7	640.4	634.2	627.9	623.3	612.4	612.4	604.6
27.5°	800.9	793.1	769.7	738.6	696.5	687.1	679.4	673.1	654.4	654.4	640.4
30°	878.8	869.4	841.4	807.1	758.8	755.7	744.8	735.4	710.5	709.0	690.3
32.5°	969.2	956.7	928.7	883.5	832.1	833.6	816.5	810.2	777.5	779.1	754.1
35°	1072.0	1058.0	1029.9	970.7	917.7	922.4	906.8	895.9	855.4	855.4	828.9
37.5°	1181.1	1181.1	1145.2	1076.7	1012.8	1023.7	1005.0	994.1	953.6	959.8	917.7
40°	1302.6	1310.4	1271.4	1193.5	1128.1	1132.8	1118.8	1106.3	1058.0	1068.9	1023.7
42.5°	1430.4	1444.4	1410.1	1329.1	1255.9	1271.4	1248.1	1235.6	1184.2	1207.6	1154.6
45°	1615.8	1618.9	1555.0	1477.1	1416.4	1430.4	1397.7	1393.0	1329.1	1354.0	1301.1
47.5°	1732.7	1724.9	1678.1	1631.4	1595.5	1623.6	1594.0	1586.2	1513.0	1530.1	1455.3
50°	1812.1	1816.8	1781.0	1776.3	1782.5	1835.5	1830.8	1815.2	1728.0	1715.5	1622.0
52.5°	1883.8	1863.5	1857.3	1900.9	1967.9	2030.3	2055.2	2034.9	1939.9	1905.6	1815.2
55°	1871.3	1841.7	1874.5	1980.4	2112.8	2209.5	2212.6	2198.5	2112.8	2098.8	2000.7
57.5°	1787.2	1793.4	1860.4	2011.6	2235.9	2335.7	2352.8	2335.7	2265.5	2278.0	2197.0
60°	1670.3	1682.8	1788.8	1983.5	2334.1	2419.8	2427.6	2447.9	2401.1	2433.8	2377.7
62.5°	1495.8	1513.0	1648.5	1913.4	2265.5	2393.3	2465.0	2511.7	2502.4	2577.2	2547.6
65°	1374.3	1374.3	1506.7	1832.4	2198.5	2366.8	2474.3	2561.6	2574.1	2692.5	2681.6
67.5°	1148.4	1156.1	1269.9	1606.5	2117.5	2307.6	2469.7	2617.7	2692.5	2879.5	2888.8
70°	794.7	800.9	875.7	1146.8	1710.8	1872.9	2111.3	2352.8	2577.2	2859.2	3005.7
71°	595.2	603.0	676.2	914.6	1449.1	1583.1	1830.8	2081.7	2363.7	2729.9	2895.0
72.5°	291.4	296.0	367.7	587.4	1008.1	1179.5	1322.9	1562.8	1862.0	2281.1	2514.9
75°	135.6	137.1	152.7	211.9	384.9	458.1	522.0	676.2	861.7	1229.4	1513.0
77.5°	99.7	99.7	109.1	138.7	199.4	202.6	199.4	204.1	246.2	352.1	529.8
80°	73.2	73.2	79.5	93.5	132.4	132.4	127.8	129.3	124.7	129.3	146.5
82.5°	48.3	48.3	51.4	56.1	81.0	81.0	77.9	77.9	74.8	73.2	79.5
85°	28.0	29.6	31.2	26.5	34.3	32.7	29.6	32.7	31.2	28.0	34.3
87.5°	0.0	0.0	0.0	0.0	1.6	0.0	0.0	0.0	1.6	0.0	1.6
90°	0.0	0.0	0.0	0.0	0.0	0.0	0.0	0.0	0.0	0.0	0.0



REPORT NUMBER: P227721

CATALOG NUMBER: ISS-AF-1000-LED-E1-T3-8030

**CANDELA DISTRIBUTION (continued):**

	52.5°	55°	57°	57.5°	60°	62.5°	65°	67.5°	70°	72.5°	75°
0°	609.2	609.2	609.2	609.2	609.2	609.2	609.2	609.2	609.2	609.2	609.2
2.5°	601.4	606.1	606.1	599.9	604.6	599.9	603.0	598.3	603.0	595.2	604.6
5°	596.8	601.4	601.4	592.1	601.4	592.1	599.9	589.0	599.9	587.4	599.9
7.5°	584.3	595.2	595.2	582.7	593.7	584.3	593.7	582.7	592.1	578.1	593.7
10°	570.3	581.2	582.7	570.3	582.7	571.8	585.9	571.8	585.9	570.3	587.4
12.5°	560.9	573.4	576.5	562.5	578.1	564.0	581.2	565.6	581.2	564.0	584.3
15°	559.4	570.3	573.4	560.9	575.0	559.4	579.6	560.9	581.2	562.5	585.9
17.5°	560.9	570.3	573.4	559.4	573.4	560.9	578.1	562.5	581.2	564.0	585.9
20°	565.6	571.8	571.8	564.0	575.0	564.0	578.1	562.5	582.7	567.2	587.4
22.5°	579.6	581.2	581.2	575.0	581.2	573.4	584.3	573.4	587.4	575.0	593.7
25°	603.0	601.4	598.3	596.8	598.3	593.7	599.9	592.1	606.1	595.2	613.9
27.5°	643.5	637.3	634.2	634.2	632.6	634.2	634.2	631.0	637.3	634.2	646.6
30°	693.4	682.5	677.8	682.5	676.2	682.5	680.9	679.4	685.6	682.5	693.4
32.5°	758.8	740.1	737.0	746.4	733.9	744.8	735.4	740.1	744.8	747.9	754.1
35°	835.2	813.4	810.2	819.6	805.6	821.1	810.2	816.5	819.6	827.4	832.1
37.5°	925.5	899.1	894.4	906.8	888.1	905.3	889.7	908.4	903.7	914.6	919.3
40°	1034.6	1003.4	992.5	1009.7	987.9	1001.9	986.3	1006.6	1001.9	1023.7	1028.4
42.5°	1168.6	1123.4	1112.5	1129.7	1096.9	1101.6	1089.1	1112.5	1109.4	1139.0	1143.7
45°	1307.3	1252.8	1237.2	1254.3	1216.9	1226.3	1207.6	1232.5	1230.9	1254.3	1273.0
47.5°	1461.5	1394.5	1374.3	1393.0	1347.8	1358.7	1340.0	1366.5	1368.1	1394.5	1413.2
50°	1622.0	1551.9	1525.4	1542.6	1500.5	1508.3	1489.6	1522.3	1520.8	1556.6	1570.6
52.5°	1796.5	1724.9	1704.6	1712.4	1662.5	1671.9	1656.3	1696.8	1687.5	1709.3	1737.3
55°	1989.8	1907.2	1883.8	1907.2	1848.0	1860.4	1840.2	1877.6	1862.0	1890.0	1897.8
57.5°	2187.6	2106.6	2087.9	2105.1	2049.0	2058.3	2031.8	2063.0	2050.5	2069.2	2081.7
60°	2398.0	2324.8	2306.1	2324.8	2270.2	2271.8	2226.6	2259.3	2240.6	2264.0	2259.3
62.5°	2599.0	2536.7	2532.0	2558.5	2489.9	2482.1	2427.6	2451.0	2424.5	2440.1	2421.4
65°	2770.4	2734.5	2740.8	2762.6	2701.8	2683.1	2620.8	2633.3	2594.3	2594.3	2570.9
67.5°	2994.8	2955.8	2955.8	2974.5	2898.2	2849.9	2764.2	2753.2	2689.4	2676.9	2622.4
70°	3181.7	3192.6	3180.2	3195.8	3105.4	3007.2	2893.5	2838.9	2754.8	2714.3	2650.4
71°	3114.7	3177.1	3198.9	3211.3	3136.6	3038.4	2920.0	2849.9	2768.8	2714.3	2645.7
72.5°	2810.9	2962.0	3047.7	3047.7	3057.1	2994.8	2881.0	2804.7	2712.7	2641.1	2577.2
75°	1969.5	2215.7	2326.3	2313.8	2394.9	2422.9	2432.3	2399.5	2348.1	2245.3	2200.1
77.5°	877.2	1156.1	1322.9	1324.4	1411.7	1488.0	1548.8	1612.7	1589.3	1539.5	1536.3
80°	199.4	361.5	462.8	467.4	546.9	617.0	659.1	723.0	730.8	659.1	618.6
82.5°	85.7	101.3	115.3	113.7	140.2	168.3	199.4	216.6	208.8	173.0	163.6
85°	35.8	46.7	49.9	46.7	57.7	63.9	74.8	76.3	88.8	79.5	84.1
87.5°	0.0	1.6	1.6	0.0	3.1	0.0	3.1	1.6	7.8	3.1	9.3
90°	0.0	0.0	0.0	0.0	0.0	0.0	0.0	0.0	0.0	0.0	0.0





REPORT NUMBER: P227721

CATALOG NUMBER: ISS-AF-1000-LED-E1-T3-8030

**CANDELA DISTRIBUTION (continued):**

	77.5°	80°	82.5°	85°	87.5°	90°	95°	100°	102.5°	105°	107.5°
0°	609.2	609.2	609.2	609.2	609.2	609.2	609.2	609.2	609.2	609.2	609.2
2.5°	598.3	606.1	598.3	606.1	601.4	606.1	604.6	606.1	598.3	606.1	596.8
5°	587.4	599.9	589.0	598.3	589.0	599.9	599.9	599.9	589.0	601.4	590.5
7.5°	578.1	592.1	578.1	592.1	582.7	593.7	593.7	598.3	585.9	599.9	584.3
10°	568.7	585.9	568.7	589.0	573.4	590.5	592.1	595.2	578.1	596.8	581.2
12.5°	564.0	585.9	565.6	585.9	567.2	590.5	592.1	595.2	576.5	599.9	579.6
15°	564.0	587.4	565.6	587.4	567.2	590.5	593.7	596.8	576.5	601.4	579.6
17.5°	564.0	587.4	568.7	589.0	570.3	592.1	595.2	598.3	579.6	601.4	582.7
20°	568.7	590.5	571.8	593.7	575.0	596.8	598.3	603.0	582.7	603.0	585.9
22.5°	579.6	598.3	582.7	603.0	589.0	606.1	607.7	612.4	596.8	613.9	599.9
25°	598.3	618.6	606.1	621.7	613.9	627.9	631.0	631.0	624.8	635.7	631.0
27.5°	637.3	652.9	643.5	657.5	652.9	663.8	663.8	665.3	670.0	673.1	677.8
30°	687.1	698.1	694.9	702.7	704.3	710.5	710.5	719.9	738.6	719.9	718.3
32.5°	754.1	760.4	761.9	765.1	771.3	776.0	782.2	793.1	808.7	765.1	751.0
35°	836.7	838.3	843.0	847.6	858.5	861.7	881.9	874.1	874.1	805.6	776.0
37.5°	927.1	927.1	939.6	939.6	966.1	967.6	987.9	947.4	924.0	835.2	791.5
40°	1040.8	1039.3	1053.3	1056.4	1092.3	1093.8	1090.7	1001.9	952.0	843.0	783.7
42.5°	1160.8	1165.5	1184.2	1190.4	1216.9	1226.3	1187.3	1039.3	964.5	838.3	757.3
45°	1291.7	1301.1	1324.4	1341.6	1369.6	1358.7	1265.2	1056.4	950.5	810.2	705.8
47.5°	1435.1	1444.4	1463.1	1495.8	1508.3	1495.8	1329.1	1062.7	928.7	766.6	631.0
50°	1580.0	1595.5	1622.0	1668.8	1675.0	1643.8	1407.0	1086.0	911.5	721.4	545.4
52.5°	1743.6	1759.1	1790.3	1868.2	1852.6	1788.8	1498.9	1129.7	916.2	693.4	472.1
55°	1916.5	1938.3	1999.1	2075.5	2041.2	1941.5	1600.2	1193.5	934.9	663.8	391.1
57.5°	2098.8	2122.2	2201.7	2292.0	2225.0	2091.0	1703.1	1243.4	944.2	603.0	302.3
60°	2279.6	2312.3	2415.1	2489.9	2385.5	2218.8	1795.0	1276.1	919.3	487.7	233.7
62.5°	2444.7	2497.7	2613.0	2653.5	2486.8	2299.8	1844.8	1252.8	818.0	336.6	188.5
65°	2561.6	2630.2	2704.9	2700.3	2468.1	2273.3	1807.5	1145.2	609.2	222.8	160.5
67.5°	2611.5	2675.3	2692.5	2613.0	2334.1	2156.5	1673.5	922.4	350.6	166.7	140.2
70°	2630.2	2684.7	2588.1	2396.4	2072.3	1869.8	1368.1	587.4	191.7	135.6	121.5
71°	2622.4	2648.9	2465.0	2240.6	1905.6	1693.7	1199.8	447.2	163.6	126.2	115.3
72.5°	2516.4	2479.0	2195.4	1946.1	1615.8	1400.8	933.3	282.0	134.0	113.7	107.5
75°	2056.8	1888.5	1615.8	1380.5	1100.1	880.4	506.4	144.9	107.5	98.2	93.5
77.5°	1344.7	1198.2	973.8	791.5	601.4	456.5	207.2	99.7	85.7	82.6	81.0
80°	479.9	384.9	291.4	255.5	193.2	158.9	101.3	76.3	67.0	68.6	67.0
82.5°	135.6	124.7	107.5	99.7	87.3	85.7	65.4	57.7	53.0	56.1	54.5
85°	67.0	57.7	42.1	40.5	31.2	35.8	32.7	39.0	34.3	35.8	32.7
87.5°	4.7	6.2	1.6	4.7	0.0	4.7	6.2	7.8	1.6	6.2	4.7
90°	0.0	0.0	0.0	0.0	0.0	0.0	0.0	0.0	0.0	0.0	0.0



REPORT NUMBER: P227721

CATALOG NUMBER: ISS-AF-1000-LED-E1-T3-8030

**CANDELA DISTRIBUTION (continued):**

	110°	112.5°	115°	117.5°	120°	122.5°	125°	127.5°	130°	135°	145°
0°	609.2	609.2	609.2	609.2	609.2	609.2	609.2	609.2	609.2	609.2	609.2
2.5°	607.7	601.4	609.2	601.4	609.2	604.6	609.2	604.6	609.2	612.4	612.4
5°	604.6	593.7	607.7	599.9	609.2	601.4	607.7	603.0	610.8	613.9	617.0
7.5°	603.0	592.1	606.1	595.2	609.2	598.3	607.7	601.4	610.8	613.9	620.1
10°	601.4	587.4	606.1	590.5	607.7	596.8	607.7	598.3	609.2	612.4	613.9
12.5°	601.4	585.9	606.1	589.0	607.7	592.1	606.1	592.1	607.7	606.1	601.4
15°	603.0	582.7	606.1	585.9	606.1	587.4	604.6	585.9	601.4	596.8	593.7
17.5°	603.0	582.7	604.6	584.3	603.0	585.9	599.9	582.7	596.8	595.2	590.5
20°	606.1	585.9	604.6	590.5	604.6	587.4	598.3	582.7	593.7	584.3	565.6
22.5°	615.5	601.4	615.5	601.4	607.7	592.1	596.8	578.1	576.5	560.9	531.3
25°	637.3	631.0	627.9	610.8	606.1	585.9	579.6	557.8	550.0	526.7	486.1
27.5°	665.3	651.3	632.6	612.4	592.1	567.2	550.0	532.9	515.7	486.1	434.7
30°	684.0	663.8	624.8	596.8	559.4	539.1	509.5	490.8	465.9	428.5	378.6
32.5°	696.5	665.3	606.1	573.4	523.5	497.0	458.1	437.8	402.0	366.2	330.3
35°	699.6	659.1	581.2	545.4	479.9	450.3	398.9	377.1	342.8	317.9	303.8
37.5°	687.1	637.3	542.2	495.5	423.8	389.5	341.2	325.7	305.4	296.0	289.8
40°	662.2	595.2	481.5	426.9	353.7	327.2	302.3	302.3	291.4	286.7	275.8
42.5°	617.0	532.9	403.6	350.6	300.7	296.0	282.0	288.3	280.5	277.4	261.8
45°	546.9	444.1	325.7	294.5	271.1	274.2	264.9	271.1	266.4	264.9	246.2
47.5°	456.5	353.7	274.2	263.3	247.7	252.4	244.6	252.4	247.7	249.3	235.3
50°	364.6	286.7	243.1	236.8	225.9	229.0	224.4	232.2	230.6	236.8	229.0
52.5°	291.4	244.6	216.6	211.9	205.7	207.2	205.7	213.5	215.0	227.5	227.5
55°	241.5	210.3	194.8	193.2	187.0	188.5	190.1	197.9	204.1	219.7	227.5
57.5°	207.2	188.5	177.6	176.1	173.0	174.5	177.6	187.0	193.2	213.5	230.6
60°	182.3	171.4	163.6	163.6	160.5	163.6	166.7	176.1	183.9	207.2	224.4
62.5°	163.6	155.8	151.1	152.7	151.1	154.3	157.4	166.7	176.1	197.9	215.0
65°	146.5	141.8	138.7	140.2	140.2	144.9	148.0	157.4	165.2	185.4	207.2
67.5°	132.4	129.3	127.8	129.3	130.9	135.6	140.2	146.5	152.7	171.4	196.3
70°	121.5	118.4	118.4	118.4	120.0	124.7	130.9	134.0	140.2	160.5	183.9
71°	115.3	113.7	113.7	113.7	115.3	120.0	126.2	129.3	135.6	155.8	177.6
72.5°	107.5	107.5	109.1	107.5	110.6	112.2	118.4	121.5	129.3	149.6	169.8
75°	95.0	95.0	96.6	96.6	99.7	99.7	104.4	107.5	116.9	134.0	152.7
77.5°	84.1	84.1	87.3	85.7	85.7	82.6	88.8	91.9	99.7	116.9	135.6
80°	71.7	70.1	73.2	68.6	67.0	63.9	68.6	73.2	85.7	96.6	99.7
82.5°	56.1	51.4	53.0	48.3	48.3	45.2	49.9	51.4	59.2	70.1	76.3
85°	34.3	28.0	31.2	26.5	29.6	26.5	28.0	29.6	35.8	43.6	42.1
87.5°	7.8	4.7	6.2	1.6	4.7	0.0	4.7	1.6	4.7	1.6	0.0
90°	0.0	0.0	0.0	0.0	0.0	0.0	0.0	0.0	0.0	0.0	0.0



REPORT NUMBER: P227721

CATALOG NUMBER: ISS-AF-1000-LED-E1-T3-8030

**CANDELA DISTRIBUTION (continued):**

	155°	165°	175°	180°
0°	609.2	609.2	609.2	609.2
2.5°	615.5	613.9	615.5	613.9
5°	623.3	623.3	624.8	626.4
7.5°	624.8	627.9	631.0	629.5
10°	613.9	610.8	613.9	610.8
12.5°	596.8	593.7	596.8	596.8
15°	595.2	593.7	595.2	595.2
17.5°	584.3	576.5	573.4	571.8
20°	553.1	539.1	536.0	531.3
22.5°	509.5	489.3	483.0	478.4
25°	456.5	428.5	417.6	411.4
27.5°	398.9	370.8	359.9	359.9
30°	353.7	331.9	321.0	321.0
32.5°	321.0	308.5	300.7	302.3
35°	294.5	286.7	282.0	283.6
37.5°	277.4	264.9	254.0	254.0
40°	260.2	244.6	230.6	230.6
42.5°	244.6	229.0	219.7	218.1
45°	229.0	218.1	210.3	208.8
47.5°	221.3	211.9	204.1	202.6
50°	218.1	208.8	197.9	197.9
52.5°	221.3	213.5	193.2	193.2
55°	227.5	222.8	193.2	190.1
57.5°	221.3	213.5	194.8	190.1
60°	207.2	194.8	191.7	188.5
62.5°	197.9	185.4	191.7	190.1
65°	190.1	180.7	194.8	191.7
67.5°	182.3	173.0	194.8	188.5
70°	173.0	163.6	177.6	166.7
71°	168.3	157.4	168.3	158.9
72.5°	160.5	148.0	151.1	144.9
75°	144.9	132.4	129.3	127.8
77.5°	120.0	106.0	101.3	99.7
80°	91.9	82.6	82.6	77.9
82.5°	68.6	60.8	59.2	51.4
85°	35.8	28.0	23.4	23.4
87.5°	0.0	0.0	0.0	0.0
90°	0.0	0.0	0.0	0.0

(END OF REPORT)